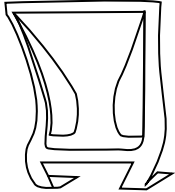

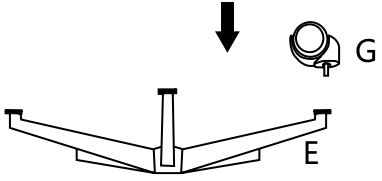
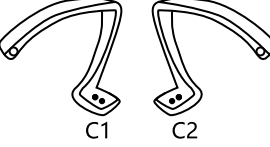
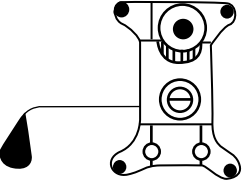
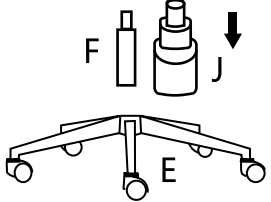
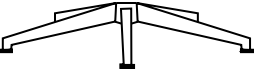
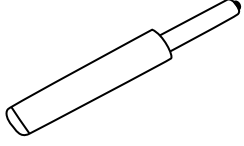
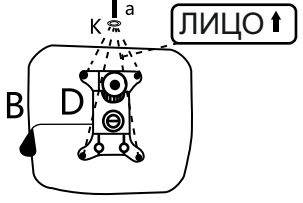
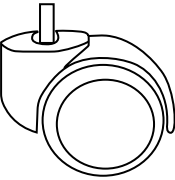



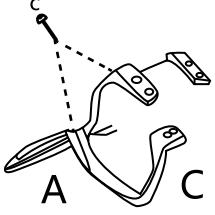

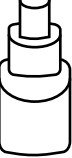
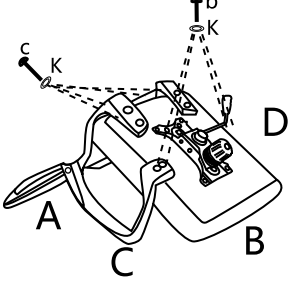

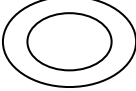


# Кресло BRABIX Wings

<p>A×1</p> 	<p>B×1</p> 	<p>1</p> 
<p>C×1</p> 	<p>D×1</p> 	<p>2</p> 
<p>E×1</p> 	<p>F×1</p> 	<p>3</p> 
<p>G×5</p> 	<p>H×1</p> <p>a  ×4</p> <p>b  ×4</p> <p>c  ×6</p>	<p>4</p> 
<p>I×1</p> 	<p>J×1</p> 	<p>5</p>  <p> для предотвращения перекоса подлокотников, сначала необходимо "наживить" болты, а только затем затягивать равномерно с обеих сторон</p>
<p>K×12</p> 		<p>6</p> 